

1918

Diagnosis of Degeneracy from Conditions Revealed by a Field Study of Green Lake County Wisconsin

Herbert Whitehouse

Follow this and additional works at: <https://scholarlycommons.law.northwestern.edu/jclc>

 Part of the [Criminal Law Commons](#), [Criminology Commons](#), and the [Criminology and Criminal Justice Commons](#)

Recommended Citation

Herbert Whitehouse, Diagnosis of Degeneracy from Conditions Revealed by a Field Study of Green Lake County Wisconsin, 9 J. Am. Inst. Crim. L. & Criminology 46 (May 1918 to February 1919)

This Article is brought to you for free and open access by Northwestern University School of Law Scholarly Commons. It has been accepted for inclusion in Journal of Criminal Law and Criminology by an authorized editor of Northwestern University School of Law Scholarly Commons.

A DIAGNOSIS OF DEGENERACY FROM CONDITIONS REVEALED BY A FIELD STUDY OF GREEN LAKE COUNTY (WISCONSIN)¹

HERBERT WHITEHOUSE²

I—AIM AND METHOD OF INVESTIGATION

Whether degeneracy has its origin in a variation, or an infection, is not our purpose to determine. It is sufficient, in effecting a cure, to locate a malady, observe its symptoms, discover and introduce counter-acting forces, and remove the conditions which favor it. So a study has been made of the present state of development, a cross-section, as it were, of degeneracy in Green Lake County, Wisconsin, with an aim to determine its relation to other social diseases, to determine conditions in the constitution of society, the individual or his environment that favor its development, to determine conditions in which it does not flourish, and to suggest or prescribe remedies.

Our method has not been that of an intensive study of individual cases,—there are plenty of institutions where such studies³ can be better made—but, rather, an extensive study has been made of the larger relationships. So the county was divided into districts for comparative purposes coinciding with election districts. These divisions were accessible, because they were units used in the Census, they were convenient and comparable as to population, and besides they furnished a study in city, village, and rural degeneracy.

Second, an endeavor was made to locate each individual commonly recognized as defective: the criminal, the inebriate or the person depraved by drugs, and the dependent in his or her residential district. The following classes of defectives were considered: insane, feeble-minded, epileptic, deaf-mutes, physically deformed, persons affected with phthisis or venereal diseases, and the sexually immoral. However there were so few blind, and there was so much trouble in locating and such imperfections in the returns for the sexually immoral and those affected with venereal disease and phthisis that no classified comparison on these bases was attempted. Fortunately, for the totality of

¹A thesis submitted for the Degree of Master of Arts in the State University, Madison, Wis.

²State University, Madison, Wis.

³See studies by Quetelet, Lombroso, Burr, Pearson, Rosenoff, Goddard, Davenport, and others.

this study, the majority of such cases of which we obtained record have defects which placed them in other classes.

Third, it was determined how many of the criminals, inebriates, dependent poor, and physically defective were defective mentally. The investigation includes only the criminals of the county at present in institutions and those tried for crime during the year, 1912-1913. A longer period was not taken because trustworthy material could not be obtained for a longer time, and because of inevitable limitations on the part of the investigator.

Fourth, the districts were compared with regard to delinquency, dependency and defectiveness:

- a. To bring out the dominant factor through correlation.
- b. To show the influence, if any, of country, village, or city life.
- c. To make prominent by way of contrast especially healthful or diseased districts.

Fifth, a study was made of the more general aspects and conditions of life of the classes studied to discover, if possible, causes of degeneracy inherent in the very constitution and mode of life of the normal individual.

In gathering material, town and county officers, teachers, physicians, pastors and sympathetic friends both inside and outside of the county were interviewed and pressed into service as correspondents and enumerators. Justice dockets were made to tell their stories of crime; the record of the Clerk of the Court gave its quota. Information as to the poor and degenerate was found in the records of the several clerks of the county, city, village and town. Posted lists in the saloons were fertile fields for discovery. The Probate Office gave its grewsome tales of commitments to the home for the feeble-minded, asylums, industrial- and state-schools. Letters were sent and replies received in regard to inmates, from Green Lake County, in each charitable and penal institution in the state. Besides, the State Board of Control gave impetus to the work by kindly interest and aid.

The following form, which was all that could be crowded into the width of a type-written sheet, shows the information that was desired; and, as far as possible, obtained from the enumerators. The quotation following is from the letter of instructions that accompanied the form:

"Degenerates in District No., Town of, Green Lake County, not in any institution.

Name	Condition	Cause	Age	Married or Single	Nativity	Occupation	Religion
				Insane			
				Feeble-minded			
				Epileptics			
				Inebriates and Drug-fiends			
				Deaf-mutes			
				Sexually Immoral			
				Blind			

"I want those in the county who have spells of insanity, but are not violent enough to necessitate placing in an institution. I want those who are said to have 'a screw loose some where.' They belong with the feeble-minded; also include idiots. I mean by inebriates, those who get intoxicated every time they get a chance; by epileptics, those who have had fits; by sexually immoral, prostitutes and parents of children born out of wedlock; by physical deformity, deformity from birth such as club-footedness; by deaf-mutes and blind, those so from birth," etc.

A year's time was given to the collecting and sifting of data. All doubtful cases and cases in which fairly full and accurate information could not be obtained were excluded. However, we do not claim to have exhausted the material nor that we have been able to obtain the utmost in scientific analysis, for, from the nature of the case, such a work cannot be exhaustive either as to material or analysis. But a stage of progress has been reached in which we are confident that the data is fairly accurate and complete.

Green Lake County is not considered to be an especially degenerate and criminal community such as the writer at first supposed it to be. (This supposition was based upon a recent article⁴ in the *Survey* and upon the Course in Degeneracy given in the University of Wisconsin.) On the contrary, Green Lake County is an especially favored district, populated by a superior people, environed in ways conducive to normality, being singularly free from the usually recognized social causes of degeneracy, such as overcrowding, economic pressure, stress of industry, unemployment, etc. So the results are all the more significant in that they indicate more or less of a handicap to society everywhere, and point to deep lying biological causes of degeneration.

⁴E. S. Kite, "Pineys," *Survey*, Vol. 31, pp. 7-13, 38-40.

II—QUANTITATIVE ANALYSIS

Relationship of Delinquency and Defectiveness

Number of Criminals.—A comparison of the number of criminals, residents of the county, confined in penal institutions of the State indicates that Green Lake County is unusually free from crime. It has no prisoners in the State Prison at Waupun. This is from the warden's verified statement of September 4, 1914. He says: "Your county furnishes fewer prisoners than any other county in the State. You will note that neither of the two given are residents of Green Lake County." The Eleventh Biennial Report of the State Board of Control is misleading here.⁵ It lists, at page 253, two for the year 1912 who were residents of the county when the crime was committed. These are the two referred to by the warden, but neither had a permanent residence in the county.

TABLE I
NUMBER OF CRIMINALS IN GREEN LAKE COUNTY

DISTRICT	Total Persons Tried for Crime in Past Two Years	Probable Criminals				
		Convicted Criminals, Residents of the County				
		All Convicted			In In- dustrial School	Con- victed in Past Two Years but not now Con- fined
		Total Number X	Normal in Men- tality	Feeble- minded or Insane M		
All Districts.....	157	140	70	70	3	137
City of Berlin, Ward 1.....	15	14	6	8	0	14
" " " " 2.....	20	20	12	8	2	18
" " " " 3.....	11	11	6	5	0	11
" " " " 4.....	16	13	6	7	1	12
" " " " 5.....	6	5	1	4	0	5
Village of Green Lake.....	8	5	3	2	0	5
" " Markesan.....	4	4	2	2	0	4
" " Princeton.....	11	11	6	5	0	11
Town of Berlin.....	9	9	5	4	0	9
" " Brooklin.....	2	2	1	1	0	2
" " Green Lake.....	6	6	3	3	0	6
" " Kingston.....	8	6	4	2	0	6
" " Mackford.....	8	8	5	3	0	8
" " Manchester.....	5	3	2	1	0	3
" " Marquette.....	9	5	0	5	0	5
" " Princeton.....	11	10	5	5	0	10
" " Seneca.....	4	4	1	3	0	4
" " St. Marie.....	4	4	2	2	0	4

⁵Eleventh Biennial Report of the State Board of Control of Wisconsin (Madison, 1914).

TABLE II
NUMBER OF INEBRIATES AND PERSONS IN GREEN LAKE COUNTY DEPRAVED BY DRUGS

DISTRICT	All Inebriates and Persons Depraved by Drugs			Tried for Crime	Not Tried for Crime		
	Total Number	Normal in Mentality	Feeble-minded or Insane		Total Number	Normal in Mentality	Feeble-minded or Insane
All Districts.....	150	74	76	51	99	50	49
City of Berlin, Ward 1.....	12	2	10	8	4	0	4
" " " " 2.....	13	11	2	9	4	4	0
" " " " 3.....	8	3	5	6	2	1	1
" " " " 4.....	15	5	10	3	12	4	8
" " " " 5.....	5	4	1	0	5	4	1
Village of Green Lake.....	4	3	1	0	4	3	1
" " Markesan.....	8	3	5	2	6	2	4
" " Princeton.....	14	7	7	5	9	3	6
Town of Berlin.....	6	4	2	3	3	3	0
" " Brooklin.....	8	8	0	1	7	7	0
" " Green Lake.....	2	0	2	1	1	0	1
" " Kingston.....	8	4	4	1	7	4	3
" " Mackford.....	6	3	3	4	2	1	1
" " Manchester.....	3	1	2	0	3	1	2
" " Marquette.....	9	1	8	1	8	1	7
" " Princeton.....	22	13	9	5	17	10	7
" " Seneca.....	0	0	0	0	0	0	0
" " St. Marie.....	7	2	5	2	5	2	3

A similar situation obtains for the Reformatory at Green Bay, there being no residents of the county there at present, although there is a non-resident there sentenced from Green Lake County. The report referred to above states⁶ that of the total number of inmates received up to June 30, 1912, Green Lake County furnished but one; fewer than any other county of the State excepting Burnett, which county also furnished one.

The report states⁷, that the average daily number of inmates at the Industrial School for Boys during the year 1912 was 367. Using this number and the population of the State in 1912 for a very rough approximation, there was one boy there for every 6,462 people in the State. This places Green Lake County a little above the average here, there being one boy to every 5,300 people in the county. So, since there were none in the Industrial School for Girls from Green Lake County, Table I shows only three criminals in custody,—these were at Waukesha, and all three were boys from the city of Berlin,—a fact of significance.

⁶*Ibid.*, p. 324.

⁷*Ibid.*, p. 223.

in the past two years, 51 were convicted of drunkenness and disorderly conduct; 35, of assault and battery; 18, of using abusive or obscene language, and 15, of illegal hunting and fishing. Then follow convictions for selling liquor on Sunday and to minors, for desertion, bastardy, larceny, arson, and burglary, proportioned in the order named.

Table I shows that of the total number, 140, convicted of crime Yet this does not tell the whole story of crime. There are the inebriates who are not convicted of crime. There are the sexually immoral, which includes five per cent of the adult women of the city of Berlin, according to the estimate of probably the best authority in that city. This would mean fifty per cent for the men, should the ten to one proportion⁸ hold here. Many of the persons included in this study are affected with venereal disease, which is both a cause and effect of their condition. Besides, sexual excess and self-pollution are wide-spread.

Inebriety as a Cause of Crime.—However, confining ourselves to those forms of delinquency of which we have been able to make a systematic study, it is obvious that drink is by far the major cause of crime. Table II shows that 51, over one-third of the total number of convictions were traced to this cause. When we add to this the number, 99, of inebriates not tried for crime, and, further, when we consider the part drinking has probably played in causing other crimes, such as assault, abusive language, sexual immorality and other minor crimes and misdemeanors, the significance of inebriety as a factor in producing crime takes on importance, especially in the light of such studies as those made by Dr. Rock Sleyster and other students of the subject.⁹ Here are some of Dr. Sleyster's statements.

Of 592 prisoners whose statements were corroborated by outside sources:

217, or 36.8%, were sons of drunken fathers.

239, or 40.4%, were addicted to the use of alcohol before reaching the age of 15.

311, or 52.5%, habitually drank to excess.

57, or 9.6%, were abstainers.

384, or 64.9%, spent their evenings in saloons, cheap shows, or on the streets. Of these three, the saloon was the chief drawing card.¹⁰

Percentage of Criminals and Inebriates Mentally Defective.—Significant as is the fact of the relationship between inebriety and

⁸Estimate of the Chicago Vice Commission.

⁹See Koren, "*Economic Aspects of the Liquor Problem*"; Eugenics Laboratory Memoirs, Bulletins from the Eugenics Record Office, and other studies.

¹⁰Sleyster, Rock, M. D. "John Barleycorn alias Jimmy Valentine," *Everybody's Magazine*, XXX: 798, 799.

crime, it would seem that it is simply a "getting warm" to facts of a deeper import. This study shows that fifty per cent of the criminals were feeble-minded or insane [Table III]. These figures compare favorably with those given in institutional studies. Dr. Sleyster finds that out of 592 prisoners studied, 39.1 per cent were feeble-minded or insane.¹¹ Dr. Brantwaite estimates that sixty-two per cent of inebriety is caused by mental defect or by disease.¹² The divergence in the figures is what would be expected and not adverse to our results as at first they might seem. The feeble-minded are petty criminals rather than violent; besides, they are drained off in other directions in addition to the number sent to the penitentiary. On the other hand, the feeble-minded are very prone to excess in drink, and would be found in preponderance in an institution for inebriates.

Inebriety as a Cause of Defectiveness.—Here are clearly inter-related symptoms of degeneracy. That drunkenness predisposes to crime is certain. It is also evident that feeble-mindedness conduces to the drink habit, but that intemperance results in defectiveness is not so easy to determine. Dr. Brantwaite's studies incline him to the view that feeble-mindedness is the controlling factor in drunkenness, and more recent studies, probably the best we have, those at the Eugenics Laboratory, expressly declare that: "Parental alcoholism is not the source of mental defect in the offspring."¹³ Dr. Sleyster is not so certain and he states his conclusions as follows: "Alcohol and degeneracy are unquestionably the most potent factors in the vice and crime problem, and they usually go hand in hand. Alcohol leads to degeneracy and degeneracy to alcohol. . . . Alcohol is part of a vicious circle and as often an effect as a cause."¹⁴

On the other side, there are those who, with Dr. Saleeby, hold that alcohol is a direct cause of feeble-mindedness and many facts such as Combemale's experiment with pups begotten by an alcoholized dog, and Dr. T. R. MacDougalls' permanent modification of the germ plasm of plants by the solution of certain chemicals, etc., seem to substantiate them in their viewpoint.¹⁵ Some striking examples of parental

¹¹"The Physical Basis of Crime as Observed by a Prison Physician," Bulletin of the American Academy of Medicine, Vol. XIV, No. 6, December, 1913.

¹²Brantwaite, Dr. R. W. Report by *Journal of Inebriety*, winter of 1907, p. 256.

¹³Elderton, Ethel L., *"A First Study of the Influence of Alcoholism on the Physique and Ability of the Offspring."* (London, 1910.) P. 32.

¹⁴"The Physical Basis of Crime as Observed by a Prison Physician," Bulletin of the American Academy of Medicine, Vol. XIV, No. 6, December, 1913.

¹⁵Saleeby, Caleb Williams, *"Parenthood and Race Culture,"* (New York, 1909), pp. 237 to 284.

TABLE III

RELATION OF CRIMINALITY AND INEBRIETY TO DEFECTIVE MENTALITY IN GREEN LAKE COUNTY

DISTRICT	Percentages of Convicted Criminals			Percentages of Inebriates & those Depraved by Drugs		
	Normal in Mentality	Feeble-minded or Insane	Total	Normal in Mentality	Feeble-minded or Insane	Total
All Districts.....	50.0	50.0	100.0	42.7	57.3	100.0
City of Berlin, Ward 1.....	42.3	57.2	100.0	16.7	83.3	100.0
" " " " 2.....	60.0	40.0	100.0	84.6	15.4	100.0
" " " " 3.....	54.2	45.8	100.0	37.5	62.5	100.0
" " " " 4.....	46.2	53.8	100.0	33.3	66.7	100.0
" " " " 5.....	20.0	80.0	100.0	80.0	20.0	100.0
Village of Green Lake.....	60.0	40.0	100.0	66.7	33.3	100.0
" " Markesan.....	50.0	50.0	100.0	37.5	62.5	100.0
" " Princeton.....	54.2	45.8	100.0	50.0	50.0	100.0
Town of Berlin.....	55.5	44.5	100.0	66.7	33.3	100.0
" " Brooklin.....	50.0	50.0	100.0	100.0	00.0	100.0
" " Green Lake.....	50.0	50.0	100.0	00.0	100.0	100.0
" " Kingston.....	66.7	33.3	100.0	50.0	50.0	100.0
" " Mackford.....	62.5	37.5	100.0	50.0	50.0	100.0
" " Manchester.....	66.7	33.3	100.0	33.3	66.7	100.0
" " Marquette.....	00.0	100.0	100.0	11.1	88.9	100.0
" " Princeton.....	50.0	50.0	100.0	59.1	40.9	100.0
" " Seneca.....	50.0	50.0	100.0	00.0	00.0	100.0
" " St. Marie.....	50.0	50.0	100.0	28.6	71.4	100.0

alcoholism producing both mental and physical defects in the offspring, apparently from no other cause, have come under the observation of the writer and would seem, to some extent, to bear out the latter viewpoint. However this may be, when we consider the amount of intemperance in this country,¹⁶ be the immediate effect ever so little, the cumulative, ultimate effect may be something tremendous in producing degeneracy; when we consider the growing commercialization of the saloon, together with the fact that those already demented furnish a sure and constant patronage, to insure profits we may well seek methods for its elimination. Even should it be granted that alcoholism does not directly cause feeble-mindedness, the fact that this shameful traffic is grounded upon, and derives its support from human frailties and, further, that it constantly endeavors to secure new recruits from the society which supports or tolerates it is an economic factor of such magnitude that the demand for its extermination is justified.

¹⁶In 1840, the per capita consumption of alcohol was 4.17 gallons. In 1906, it was 22.67 gallons. See Bliss, New Encyclopedia of Social Reform, p. 716.

RELATION OF POVERTY TO MENTAL DEFECT

Number and Per Cent of Dependent Poor.—However, inebriety and criminality are not the only symptoms of degeneracy and it is probable that more potent causes exist; causes, at least, more immediate than vice and drunkenness. In counting by families, for the family is a better basis for comparison and a better index to the cause of dependency than is the individual, Table IV shows that very many families were receiving public support because of feeble-mindedness. Table V shows that the percentage, 56.3, lacks only one per cent of being as high as that for inebriety. By way of comparison, the 1910 Census gives 63.7 per cent of the total number of paupers in the almshouses in the continental United States as mentally defective.¹⁷

Poverty as a Cause of Defectiveness.—There are other causes, too, which drag down the normal. Widowhood was found to be a cause in 20 of the 48 families. Devine¹⁸ finds this cause in 29 per cent of the 5,000 families which he studied in New York. In the majority of the twenty cases the widows were the wives of immigrants. In six of the families sickness was a cause. In four others there were cripples. Devine finds 27 per cent of poverty due to physical disability other than rheumatism or tuberculosis. But it should be observed that the above causes are reflexive. Disease causes poverty and poverty, disease.

Widowhood and physical disability, together with feeble-mindedness, were found to be the major causes of poverty. Table IV shows that of the families fully supported by the public, 22, or 68.8 per cent, were feeble-minded, while of those partially supported only 5 or 31 per cent, were feeble-minded. A consideration of these results indicates the insidiousness of feeble-mindedness as a force which tends to drag unfortunates to the lowest depths of degradation. A further comparison of these figures with those showing the number of families partially and wholly supported by the public but rated as normal mentally will sustain the view maintained by good authority¹⁹ that poverty itself is a cause of physical and mental deterioration, and *ipso facto*, a cause of poverty.

¹⁷Census, 1910: "*Paupers in Almshouses*," p. 10.

¹⁸Devine, Dr. Edward T. "*Misery and Its Causes*" (New York, 1910), p. 204.

¹⁹Warner, Amos G. "*American Charities*" (New York, 1908), pp. 146. 147.

TABLE IV
NUMBER OF DEPENDENT POOR IN GREEN LAKE COUNTY

DISTRICT	Total Number of Families	Children (b) in State School at Sparta	Families Partly Supported by Public		Families Fully Supported by Public	
			Normal in Men- tality	Feeble- minded	Normal in Men- tality	Feeble- minded
Key Letter.....	Z		O		P	
All Districts.....	48	5	11	5	10	22
City of Berlin, Ward 1.....	3	0	0	0	1	2
" " " " 2.....	3	0	0	0	2	1
" " " " 3.....	2	0	0	0	0	2
" " " " 4.....	4	1	0	0	2	2
" " " " 5.....	1	0	0	0	0	1
Village of Green Lake.....	4	1	1	0	1	2
" " Markesan.....	4	0	0	2	0	2
" " Princeton.....	5	0	2	1	1	1
Town of Berlin.....	3	3	1	0	0	2
" " Brooklin.....	1	0	1	0	0	0
" " Green Lake.....	4	0	2	0	1	1
" " Kingston.....	2	0	1	0	1	0
" " Mackford.....	3	0	1	0	0	2
" " Manchester.....	1	0	0	0	1	0
" " Marquette.....	1	0	0	0	0	1
" " Princeton.....	6	0	2	2	0	2
" " Seneca.....	1	0	0	0	0	1
" " St. Marie.....	0	0	0	0	0	0

(a) Counting by families.

(b) Not added to form Column z, but the family is represented there.

TABLE V
RELATION OF POVERTY TO FEEBLE-MINDEDNESS AMONG FAMILIES RECEIVING
PUBLIC SUPPORT

DISTRICT	Percentages		
	Normal in Mentality	Feeble- minded	Total
All Districts.....	43.7	56.3	100.0
City of Berlin, Ward 1.....	33.3	66.7	100.0
" " " " 2.....	66.7	33.3	100.0
" " " " 3.....	00.0	100.0	100.0
" " " " 4.....	50.0	50.0	100.0
" " " " 5.....	00.0	100.0	100.0
Village of Green Lake.....	50.0	50.0	50.0
" " Markesan.....	00.0	100.0	100.0
" " Princeton.....	60.0	40.0	100.0
Town of Berlin.....	33.3	66.7	100.0
" " Brooklin.....	00.0	100.0	100.0
" " Green Lake.....	75.0	25.0	100.0
" " Kingston.....	100.0	00.0	100.0
" " Mackford.....	33.3	66.7	100.0
" " Manchester.....	100.0	00.0	100.0
" " Marquette.....	00.0	100.0	100.0
" " Princeton.....	33.3	66.7	100.0
" " Seneca.....	00.0	100.0	100.0
" " St. Marie.....	00.0	00.0	00.0

Relation of Physical to Mental Defects

Passing to the relations which appear to exist between the feeble-minded and the physically defective, symptomatic relationship tends to disappear and causes in common to arise. For example, of the physically deformed (Table VI) only 2, or 10 per cent, were found to be feeble-minded. In six of the cases (doubtless there are more) it was discovered that the mother was probably in an abnormal condition during gestation. The mother's condition in four of these cases was due to a drunken husband. Dr. Barr gives the abnormal condition of the mother as a cause in from 8 to 14 per cent of the cases of feeble-mindedness.²⁰

Deaf-mutism.—Concerning the deaf-mutes, less than one-third were found to be feeble-minded. But here heredity begins to appear as a cause. The deaf-mutism of at least 6 of the 15 was undoubtedly due to heredity. The condition of two others was said to have been caused by scarlet fever. Edward Allen Fay finds from twenty-four to twenty-six per cent of the offspring of the congenitally deaf are born deaf.²¹

Epilepsy.—One-third of the epileptics were found mentally defective. Of these, more than twice as many were feeble-minded as insane. In at least five of the cases we find traces of direct inheritance of the defect. It is our observation that many of the epileptics are unusually keen of intellect until their mentality has been blunted by the ravages of the disease: the final result may be feeble-mindedness or insanity, more often, insanity.

Another very important cause is the abuse of alcohol. Not only may alcohol itself give rise to what is known as alcoholic epilepsy in an inebriate but it is still more potent as a factor in the causation of epilepsy through alcoholic hereditary degeneration.

Heredity as a Common Cause.—Davenport finds that epilepsy behaves like a unit character in inheritance and follows Mendel's Law.²² Dr. Peterson sums up well the relationship of physical and mental defectiveness in his statement concerning epilepsy. He says: "Epilepsy is one of the equivalents in polymorphic heredity. By this we imply that when the nervous mechanism governing the normal evolution of the body and mind is disarranged, the result is a condition of nervous irritability which manifests itself in the descendants in some

²⁰Barr, Martin W. *"Mental Defectives"* (Philadelphia, 1904), pp. 93, 94.

²¹Fay, Edward Allen. *"The Marriages of the Deaf in America"* (Washington, 1898), pp. 93, 94.

²²Davenport, Charles Benedict and Weeks, David F. *"A First Study of Inheritance in Epilepsy"* (New York, 1911).

TABLE VI
NUMBER OF PERSONS IN GREEN LAKE COUNTY HAVING CONGENITAL PHYSICAL DEFECT

DISTRICT	Epileptics				Physically Deformed			Deaf Mutes	
	All	Normal Mentality	Feeble-minded	Insane	All	Normal Mentality	Feeble-minded	All	Normal Mentality
Key Letters.....		A				B			C
All Districts.....	27	18	7	2	20	18	2	15	11
City of Berlin, Ward 1.....	1	1	0	0	3	2	1	1	0
" " " " 2.....	4	2	1	1	0	0	0	4	0
" " " " 3.....	1	1	0	0	1	1	0	0	0
" " " " 4.....	2	2	0	0	0	0	0	0	0
" " " " 5.....	1	1	0	0	0	0	0	0	0
Village of Green Lake.....	2	2	0	0	3	3	0	0	0
" " Markesan.....	2	1	1	0	3	3	0	0	0
" " Princeton.....	1	0	1	0	0	0	0	1	0
Town of Berlin.....	1	1	0	0	1	1	0	3	2
" " Brooklin.....	2	2	0	0	0	0	0	0	0
" " Green Lake.....	0	0	0	0	0	0	0	0	0
" " Kingston.....	1	1	0	0	2	1	1	4	0
" " Mackford.....	4	2	2	0	1	1	0	0	0
" " Manchester.....	0	0	0	0	1	1	0	0	0
" " Marquette.....	2	1	0	1	3	3	0	1	0
" " Princeton.....	3	1	2	0	2	2	0	0	0
" " Seneca.....	0	0	0	0	0	0	0	1	0
" " St. Marie.....	0	0	0	0	0	0	0	0	0

one of many forms. The result may be epilepsy, chorea, neurasthenia, hysteria, somnambulism, migraine, feeble-mindedness, idiocy, insanity, criminal tendencies or simple eccentricity. . . . These are all interchangeable manifestations of an unstable nervous system. . . . We may assume heredity as a cause of epilepsy in at least thirty-three per cent of the cases."²³

The seriousness of heredity as a cause of degeneracy becomes more apparent when we discover that (Table VII) 73, or 0.47 per cent, of the total population of the county are insane; that there are 246, or 1.57 per cent, feeble-minded. However, there are indications that this condition does not hold for the country as a whole; for instance, according to the Census for 1910, there were 187,797 persons, or 0.20 per cent, of the total population of the continental United States insane in hospitals.²⁴ This is an increase over former decades when those outside were included. The per cent of insane in Green Lake County

²³Peterson, Dr. Frederick. "Epileptics." Transactions of the National Association for the Study of Epilepsy (Buffalo, 1901), pp. 14, 15.

²⁴Census, 1910, "Insane and Feeble-Minded in Institutions." p. 16.

is more than twice this. Yet when we consider that there are 44, or 0.28 per cent, of the total population of Green Lake County insane in institutions and that this is exactly the percentage of insane in institutions for the State as a whole,²⁵ our figures become more tenable.

Besides, our total percentage of insane in Green Lake County is very little higher than that for the insane in institutions in some states. For example, the percentage for New York is 0.34 per cent; for Connecticut, it is 0.32 per cent, while for New Mexico, it is as low as 0.07 per cent.²⁶ This indicates that loose supervision and laxness in custodial care is more liable to be the cause of the divergence than any differences in the proportionate number of insane in the various localities. The census enumeration may continue to show an increase in insanity, even though there be no increase in reality.

TABLE VII
NUMBER OF PERSONS IN GREEN LAKE COUNTY HAVING CONGENITAL MENTAL DEFECTS

DISTRICT	Insane			Feeble-minded		
	Total	In Custody	Not in Custody	Total	In Custody	Not in Custody
Key Letters.....	D			E		
All Districts.....	73	44	29	246	21	225
City of Berlin, Ward 1.....	8	7	1	22	0	22
" " " " 2.....	5	5	0	13	2	11
" " " " 3.....	2	1	1	10	0	10
" " " " 4.....	1	0	1	17	2	15
" " " " 5.....	2	1	1	8	1	7
Village of Green Lake.....	2	2	0	8	2	6
" " Markesan.....	3	2	1	19	1	18
" " Princeton.....	7	5	2	26	3	23
Town of Berlin.....	4	4	0	8	2	6
" " Brooklin.....	6	1	5	4	2	2
" " Green Lake.....	0	0	0	5	0	5
" " Kingston.....	7	4	3	13	0	13
" " Mackford.....	10	4	6	18	1	17
" " Manchester.....	5	2	2	10	1	9
" " Marquette.....	3	1	2	29	0	29
" " Princeton.....	1	2	1	21	4	17
" " Seneca.....	1	1	0	4	0	4
" " St. Marie.....	4	2	2	11	0	11

Again, there are 20,731 feeble-minded in institutions in the United States.²⁷ Joseph A. Hill, census expert, estimates that there is a total of 200,000, which is 0.22 per cent of the total population.²⁸ The pro-

²⁵*Ibid.*

²⁶*Ibid.*

²⁷Census, 1910, p. 211.

²⁸*Ibid.*, p. 184.

portion for our county is seven times as great. Nevertheless, let us hope that the census is right. Let us hope that our rubric of "a screw loose somewhere" includes too many to whom the laws of hereditary transmission of degeneracy apply; especially, since it is the higher grade imbeciles who marry and are prolific in offspring. But Goddard says: "Three hundred thousand persons in the United States are feeble-minded. Five hundred thousand persons have not sufficient intelligence to manage their own affairs with ordinary prudence, are unable to compete with their fellows on equal terms, and thereby to earn a livelihood. A still larger number have not sufficient will power to force themselves to do the right thing when it is pointed out to them.

This army of more than five hundred thousand persons furnishes the recruits for the ranks of the criminals, the paupers, the prostitutes, the ne'er-do-wells, and others of our misfits.²⁹

"The Village of a Thousand Souls" is on a double track railroad in a flourishing agricultural section of the Middle West. A casual observer would be likely to exclaim at the scenic beauty of the place, and to declare it an ideal place to raise healthy children.³⁰ This place ought to compare favorably with Green Lake County. But Dr. Gesell finds that 37 out of 220 families are tainted with feeble-mindedness. The 246 of our study represent 181 families. This is 6 per cent of 3,553,³¹ the total number of families in Green Lake County.

Mendelian Law and Defectiveness.—We have seen that Davenport found epilepsy to follow Mendel's Law of Heredity; Rosanoff found that insanity followed the same law;³² and Goddard finds the law applies in the case of feeble-mindedness.³³ In the face of this law, in the light of researches of such men as these, granting that our results are tolerably reasonable, the figures of Tables VIII and IX strike us with alarm. For 366, or 2.35 per cent, of the total population, defective and liable to transmit the defect, is a terrific economic burden and loss, to say nothing of the greater evil of contamination

²⁹Goddard, Henry Herbert. "The Basis for State Policy," *Survey*, Vol. 27, p. 1852.

³⁰Gesell, Arnold L. "The Village of a Thousand Souls," *American Magazine*, October 3, 1913, p. 11.

³¹Thirteenth Census of the United States, 1910. "Population," Vol. III, p. 1087.

³²Rosanoff, Aaron Joshua, and Orr, Florence I. "Heredity of Insanity in the Light of the Mendelian Theory," p. 228; also, "Conclusions," pp. 259 to 261. Bulletin No. 5, Eugenics Record Office, October, 1911. Cold Spring Harbor, New York.

³³Goddard, Henry Herbert. "The Kallikak Family," pp. 109 to 117. MacMillan Company. New York, 1912.

of posterity. Fortunately, many of these are in custody, but many more are not; besides, the taint, recessive in many persons of this generation may crop out in the next.

TABLE VIII

SUMMARY OF THE DELINQUENT DEPENDENT POOR AND DEFECTIVE POPULATION OF GREEN LAKE COUNTY

DISTRICT	Total Population	Normal (a) Population	Total Delinquent, Dependent, and Defective	Total Delinquent	Total Dependent	Defective		Total
						Not Dependent on Public Charity or Proved Delinquent	Also Dependent on Public Charity or Proved Delinquent	
Key Letters.....	V	V-W or U	K+C +Z or W	X+Y or K	Z	A+B or C	M+N +C+P or B	a+b+c+d A
All Districts.....	15601	15094	507	239	48	220	146	366
City of Berlin, Ward 1....	825	784	41	18	3	20	14	34
" " " " 2....	1276	1234	42	24	3	15	9	24
" " " " 3....	940	919	21	13	2	6	8	14
" " " " 4....	683	651	32	25	4	3	17	20
" " " " 5....	912	896	16	10	1	5	6	11
Total.....	4636	4484	152	90	13	49	54	103
Village of Green Lake....	563	540	23	9	4	10	5	15
" " Markesan.....	892	862	30	10	4	16	10	26
" " Princeton.....	1269	1224	45	20	5	20	13	33
Total.....	2724	2626	98	39	13	46	28	74
Town of Berlin.....	779	754	25	12	3	10	6	16
" " Brooklin.....	956	935	21	9	1	11	1	12
" " Green Lake.....	1153	1141	11	7	4	0	5	5
" " Kingston.....	741	705	36	13	2	21	5	26
" " Mackford.....	868	830	38	10	3	25	6	31
" " Manchester.....	997	977	20	6	1	13	3	16
" " Marquette.....	712	675	37	13	1	23	13	36
" " Princeton.....	975	931	44	27	6	11	16	27
" " Seneca.....	484	478	6	4	1	1	4	5
" " St. Marie.....	576	557	19	9	0	10	5	15
Total.....	8241	7984	250	110	22	125	64	189

(a) Normal delinquents are not included.

TABLE IX
PERCENTAGE OF TOTAL POPULATION IN EACH AND ALL DISTRICTS CLASSIFIED AS
DELINQUENT, DEPENDENT, DEFECTIVE OR NORMAL

DISTRICT	Percentage of Total Population, Delinquent, Dependent or Defective				Per- centage Normal	Total (a) Per- centage
	Delin- quent	De- pendent Poor	De- fective	All De- linquent, De- pendent or De- fective		
Key Letter.....	K	Z	A	W	U	
All Districts.....	1.53	0.31	2.35	3.25	96.75	100.00
City of Berlin, Ward 1.....	2.18	0.36	4.12	4.97	95.03	100.00
" " " " 2.....	1.88	0.24	1.88	3.29	96.71	100.00
" " " " 3.....	1.38	0.21	1.48	2.24	97.76	100.00
" " " " 4.....	3.66	0.59	2.93	4.66	95.34	100.00
" " " " 5.....	1.09	0.11	1.21	1.75	98.25	100.00
City of Berlin.....	1.94	0.28	2.22	3.26	96.94	100.00
Village of Green Lake.....	1.60	0.71	2.66	4.08	95.92	100.00
" " Markesan.....	1.12	0.45	2.91	3.37	96.63	100.00
" " Princeton.....	1.58	0.39	2.60	3.55	96.45	100.00
All Villages.....	1.43	0.48	2.57	3.60	96.40	100.00
Town of Berlin.....	1.54	0.39	2.05	3.21	96.79	100.00
" " Brooklin.....	0.94	0.01	1.25	2.18	97.82	100.00
" " Green Lake.....	0.61	0.34	0.43	0.96	99.04	100.00
" " Kingston.....	1.75	0.27	3.51	4.86	95.14	100.00
" " Mackford.....	1.15	0.35	3.57	4.37	95.62	100.00
" " Manchester.....	0.60	0.10	1.60	2.01	97.99	100.00
" " Marquette.....	1.83	0.14	5.06	5.20	94.80	100.00
" " Princeton.....	2.77	0.62	2.77	4.52	95.48	100.00
" " Seneca.....	0.83	0.21	1.03	1.24	98.76	100.00
" " St. Marie.....	1.56	0.00	2.60	3.30	96.70	100.00
All Towns.....	1.33	0.27	2.29	3.37	96.63	100.00

(a) U+W.

TABLE X
CUMULATIVE POPULATION AND PERCENTAGES FOR THE EIGHTEEN DISTRICTS
ARRANGED IN THE REGULAR ORDER.

District	Population	Percentages of Total Population
City of Berlin, Ward 1.....	825	5.3
City of Berlin, Ward 2.....	2,101	12.4
City of Berlin, Ward 3.....	3,041	19.5
City of Berlin, Ward 4.....	3,724	23.9
City of Berlin, Ward 5.....	4,636	29.7
Village of Green Lake.....	5,199	33.3
Village of Markesan.....	6,091	39.0
Village of Princeton.....	7,360	47.2
Town of Berlin.....	8,139	52.1
Town of Brooklin.....	9,095	58.2
Town of Green Lake.....	10,248	65.7
Town of Kingston.....	10,989	70.4
Town of Mackford.....	11,857	76.0
Town of Manchester.....	12,854	82.4
Town of Marquette.....	13,566	87.0
Town of Princeton.....	14,541	93.2
Town of Seneca.....	15,025	96.6
Town of St. Marie.....	15,601	100.0

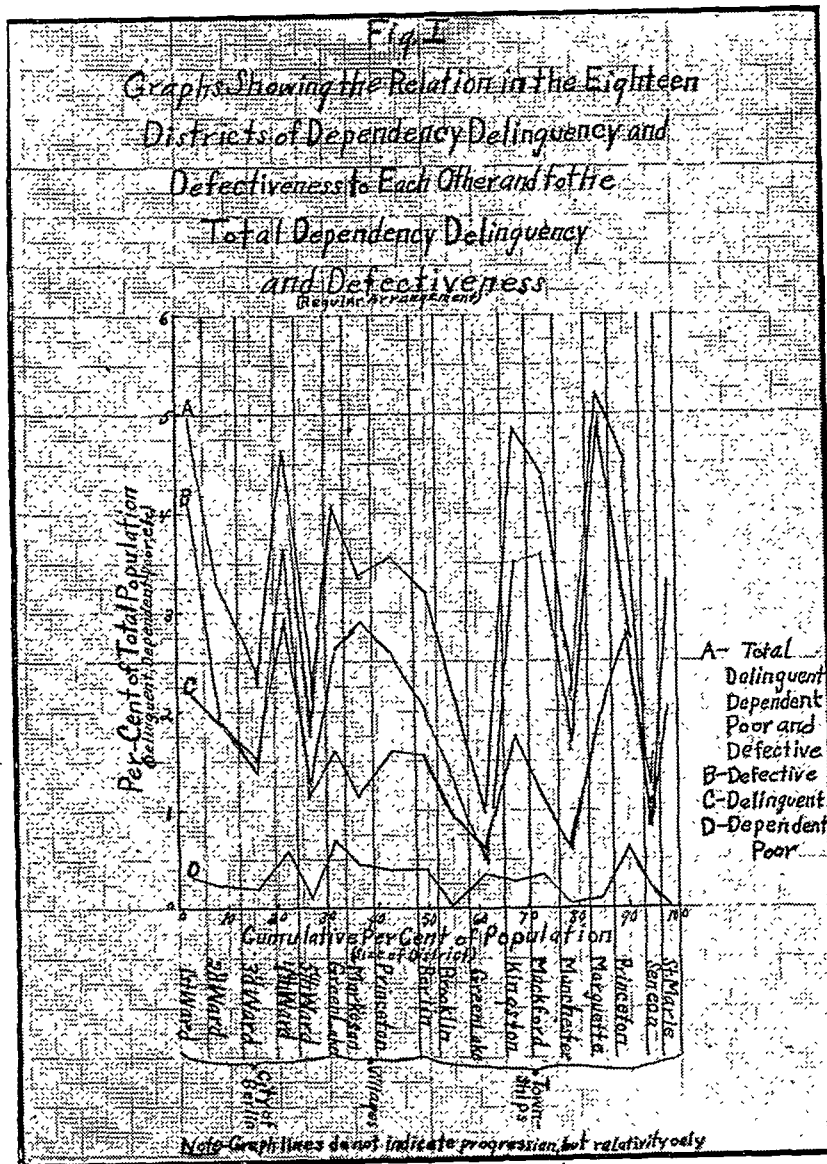


Fig. II

Graphs Showing the Relation of Dependency
Defectiveness and Delinquency to Each
Other and to the Total Dependency
Defectiveness and Delinquency with
Districts Arranged According to
Increasing Defectiveness

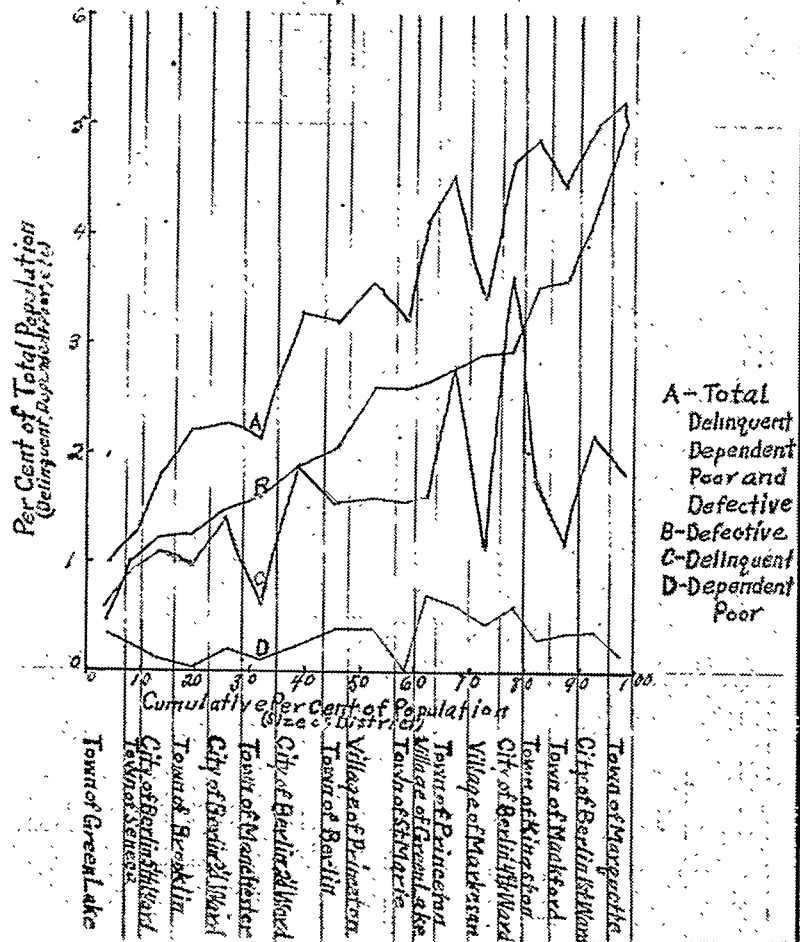


TABLE XI

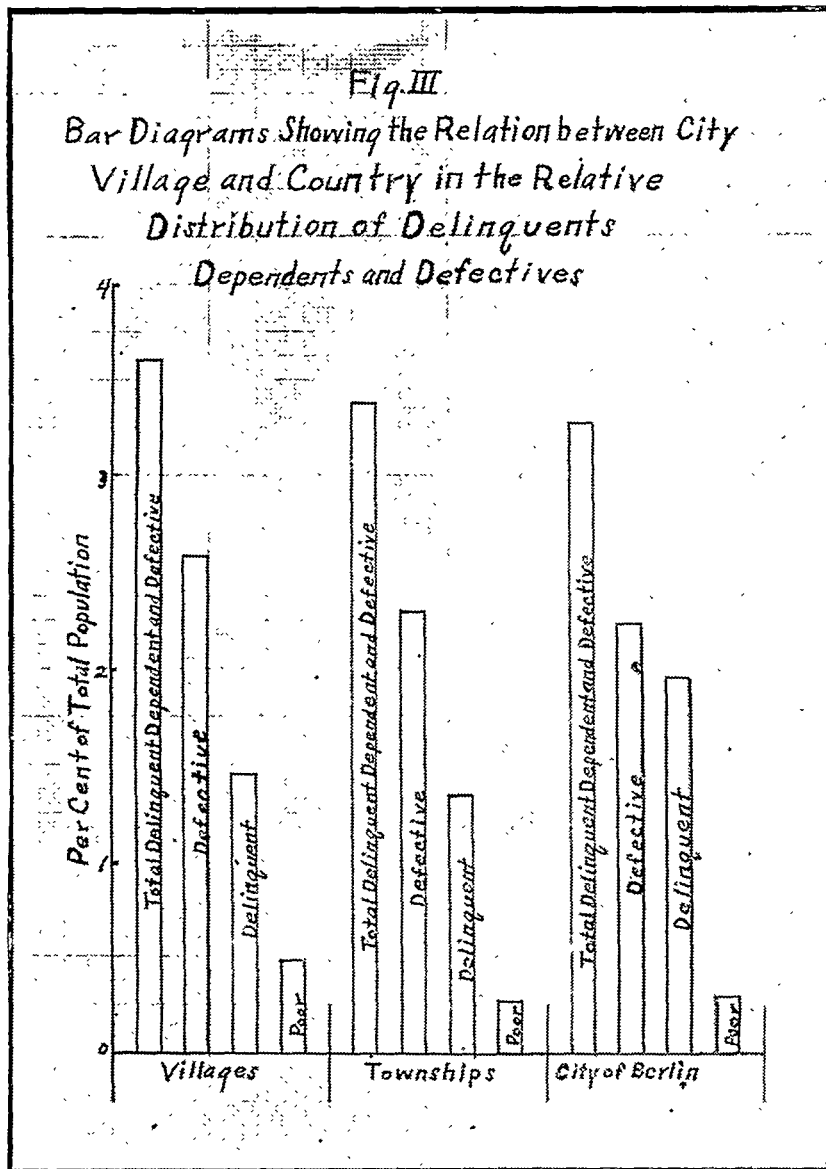
CUMULATIVE POPULATIVE AND PERCENTAGES FOR THE EIGHTEEN DISTRICTS
ARRANGED IN THE ORDER OF INCREASING DEFECTIVENESS.


District	Population	Percentages of Total Population
Town of Green Lake.....	1,153	7.5
Town of Seneca.....	1,637	10.6
City of Berlin, Ward 5.....	2,549	16.4
City of Berlin, Ward 3.....	3,489	22.6
Town of Brooklin.....	4,445	28.7
Town of Manchester.....	5,442	35.1
City of Berlin, Ward 2.....	6,718	43.3
Town of Berlin.....	7,497	48.2
Village of Princeton.....	8,766	56.4
Town of St. Marie.....	9,342	60.1
Village of Green Lake.....	9,905	63.7
Town of Princeton.....	10,880	69.9
Village of Markesan.....	11,772	75.3
City of Berlin, Ward 4.....	12,455	79.7
Town of Kingston.....	13,196	84.4
Town of Mackford.....	14,064	90.1
City of Berlin, Ward 1.....	14,889	95.4
Town of Marquette.....	15,601	100.0

DISTRICT COMPARISONS

Correlation of Dependency, Delinquency and Defectiveness.—Table X is merely an accumulation of percentages looking toward the graphic representation of results in Figure I. The only purpose of the graphs is to bring out the correlation of delinquency, dependency, and defectiveness with no other system of arrangement of the districts than that of the alphabetical order used thus far. What is remarkable, with so little system, is the evident correlation.

When these districts are arranged according to increasing defectiveness, as in Table XI and Figure II, the correlation is more evident, and the controlling and dominant factor is clearly that of defectiveness. Had this been a psychological laboratory instead of a county, had the investigation been made by an expert rather than by a novice, had the Binet test been worked instead of general rubrics used by common people, this correlation might have been shown to be much closer. The true amount of defectiveness is somewhere between the defectiveness as given and the total amount of delinquency, dependency, and defectiveness. For it is certain, for want of better means of determination, that some of the delinquent were erroneously counted as normal, and that the same is true for the dependent. So we estimate that the graph line for the defective should be about half way between graph lines A and B, and in much closer correlation with the former.





Village, City and Country Compared as to Delinquency, Dependency, and Defectiveness.—In comparing village, city, and country, Figure III, with respect to the relative distribution of delinquents, dependents, and defectives, we again find that defectiveness is the controlling factor in each case, with a regular falling off from defectiveness to

delinquency and dependency. We find that the village takes the lead in defectiveness, then follows the town and then the city.

Figure IV shows the same falling order for defectiveness in passing from village to town and from town to city; and what is shown in the other figures, but is here brought into prominence, is that, although each follows the same order in the falling off from defectiveness, the city takes a shoot ahead of either in the percentage of delinquents and is above the town in the percentage of dependent poor.

We need not look far for the reason for the increase in the delinquent of the city over the village and town. It is, in fact, just what one would expect, for here there is closer policing together with a greater stimulus to crime. So there are not only more crimes committed in proportion to the number of people, but more of the delinquents are subjected to arrest and trial. Again, it is evident that there should be closer correlation between dependent poor and defective in the cases of the city and the village, because in them the means of making a livelihood are more difficult than in the country. Besides, there is more abundant public charity and less neighborliness.

In the percentage of the defective, the village takes the lead over the country because the defective are attracted thither and are more thoroughly sifted out by its life, besides, its influence is more deteriorating and corrupting. The village takes the lead over the city in defectiveness not only because it is more corrupting, but because the city attracts more of the virile and energetic and draws them from a wider region, leaving the defective behind.

Most Healthful Districts Contrasted with the Most Unhealthful.—Finally, a comparison of the most healthful districts with the most unhealthful brings into relief the influence of an enduring corrupting center. Of all the districts, the two most rural townships contain the lowest percentages of delinquent, dependent, and defective. The township of Green Lake is populous, has a good class of native Americans and contains Green Lake Prairie, probably the best farm land in the State.³⁴ Seneca is sparsely settled by immigrant Poles, and is marshy and swampy.³⁵ There are two possible explanations for the percentages. The defectives may not have drifted to these parts, or it may be that neither district is tributary to a contaminating center. Of the two reasons, the latter seems the more likely.

Again, the township of Marquette and the First Ward of the City of Berlin have the highest percentages. These are the two oldest set-

³⁴"Portrait and Biographical Album of Green Lake, Marquette, and Waushara Counties" (Acme Publishing Company, Chicago, 1890), p. 274.

³⁵*Ibid.*, p. 287.

tled portions of the county.³⁶ Both have long been under the sway of the saloon. The village of Marquette, situated in the town of the same name, was the county seat of Marquette County before Green Lake County was organized. It then became the county seat of Green Lake County. The removal of the county seat from Marquette to the village of Green Lake meant Marquette's decrease as a business center, and it is probable that the weaker elements, morally and mentally, lagged behind while the more fit sought larger opportunities. Berlin, on the other hand, owing to too rapid growth, complicated by an excessive number of saloons, has in its first ward an almost typical slum district, overcrowded and unsanitary. We find, therefore, that certain factors which are responsible for the high percentages of delinquency in Marquette and Berlin are absent in the townships of Green Lake and Seneca.

So by way of summary, we may say that it is probably not the town, or village, or city, as such, that corrupts, but an element inherent in each. It has been well said that: "God made the country, man made the city, but the devil made the small town." It is evident that correlation exists between dependency, delinquency, and defectiveness with defectiveness as the controlling factor. It is also evident that the main cause for the presence of defectiveness is heredity with inebriety, vice, and abnormal condition of the mother during gestation as contributing causes.

III—QUALITATIVE ANALYSIS³⁷

Sex and Defectiveness.—Turning from the quantitative study to that of the individual in his environment that we may discover whether there is anything in his constitution or habitual mode of life which renders him susceptible or immune to degeneracy, let us first observe the factor of sex. Table XII shows that there are more than twice as many males as females reckoned as delinquent, a fact not especially striking since many more males than females drink and commit crimes thus induced. Table VIII shows that there are only 18 women delinquent as opposed to 239 men; 11 of these 18 are feeble-minded. Tables IV and VIII show that of 48 dependent poor, 27 are women, 16 of whom are normal. Nevertheless, there are many more defective males than females. Table VIII shows that of 366, the total number of defectives,

³⁶*Ibid.*, pp. 234-237, 280-282.

³⁷This chapter might perhaps more justly be termed Constitutional and Temperamental Analysis, but the term qualitative is used by way of contrast to the more quantitative analysis of the preceding chapter, although each chapter has both qualitative and quantitative aspects.

TABLE XII

CLASSIFICATION OF THE DELINQUENT, DEPENDENT AND DEFECTIVE POPULATION OF
GREEN LAKE COUNTY WITH RESPECT TO AGE, SEX AND
CONJUGAL CONDITION

DISTRICT	Total Number	Sex		Age			Conjugal Condition			
		Male	Female	Under 20 Years	20 to 60 Years	Above 60 Years	Un- known	Married	Single	Un- known
All Districts.....	507	357	150	108	319	72	8	274	215	8
City of Berlin, Ward 1.....	41	32	9	9	24	8	0	23	13	0
" " " " 2.....	42	34	8	12	25	4	1	23	18	1
" " " " 3.....	21	17	4	5	14	1	1	9	12	0
" " " " 4.....	32	23	9	9	20	3	0	22	8	2
" " " " 5.....	16	11	5	4	10	2	0	11	5	0
Village of Green Lake.....	23	16	7	4	14	5	0	14	6	3
" " Markesan.....	30	15	15	4	22	4	0	18	12	0
" " Princeton.....	45	28	17	13	26	6	0	18	27	0
Town of Berlin.....	25	22	3	10	10	2	3	10	12	3
" " Brooklin.....	21	16	5	5	11	4	1	10	9	2
" " Green Lake.....	11	7	4	1	9	1	0	8	3	0
" " Kingston.....	36	22	14	3	25	8	0	25	11	0
" " Mackford.....	38	23	15	2	31	5	0	24	14	0
" " Manchester.....	20	14	6	1	15	4	0	15	5	0
" " Marquette.....	37	25	12	16	13	6	2	10	25	2
" " Princeton.....	44	36	8	8	31	5	0	17	24	3
" " Seneca.....	6	5	1	1	4	1	0	2	2	2
" " St. Marie.....	19	11	8	1	15	3	0	10	9	0

TABLE XIII

NATIVITY OF THE DELINQUENT, DEPENDENT AND DEFECTIVE POPULATION OF
GREEN LAKE COUNTY

DISTRICT	Total	Foreign Born or Foreign Parentage									
		Native Born	English	Irish	Scotch	Welsh	German	Polish	Scandi- navian	Russian	Jewish
All Districts.....	507	94	28	34	2	14	200	122	6	3	4
City of Berlin, Ward 1.....	41	10	2	2	0	2	4	18	1	1	1
" " " " 2.....	42	9	0	3	1	1	8	18	1	0	1
" " " " 3.....	21	8	0	1	0	0	3	8	0	1	0
" " " " 4.....	32	6	0	0	0	1	6	18	0	0	1
" " " " 5.....	16	1	0	0	0	1	3	10	0	1	0
Village of Green Lake.....	23	10	4	3	0	0	5	1	0	0	0
" " Markesan.....	30	7	3	1	0	0	18	0	0	0	1
" " Princeton.....	45	3	6	1	0	0	22	13	0	0	0
Town of Berlin.....	25	4	0	2	0	0	10	8	2	0	0
" " Brooklin.....	21	4	1	2	0	0	10	4	0	0	0
" " Green Lake.....	11	3	2	0	0	0	5	1	0	0	0
" " Kingston.....	36	6	4	3	0	4	16	3	0	0	0
" " Mackford.....	38	12	0	3	0	5	18	0	0	0	0
" " Manchester.....	20	0	1	0	0	0	19	0	0	0	0
" " Marquette.....	37	5	1	6	0	0	25	0	0	0	0
" " Princeton.....	44	4	0	3	1	0	18	16	2	0	0
" " Seneca.....	6	2	1	0	0	0	2	1	0	0	0
" " St. Marie.....	19	0	3	5	0	0	8	3	0	0	0

127 are females and 239 are males, a ratio of nearly 2 to 1. This would seem to indicate that there are more defective males than females, but it must be remembered that not only may the greater responsibility and nerve strain of a more dynamic life be producing more defectives among men, but the same stress of life brings into prominence the defects of the males while the seclusion in the home acts as a screen for the defects of the females.

Age and Defectiveness.—Considering age, we find that Table XII shows that there are nearly twice as many in the age period from 20 to 60 as are found in the other two combined who are classified as Dependent, Delinquent, or Defective. 170 of the 319 in the middle-aged group are delinquent. This leaves of the total number of delinquents 169, the majority of whom are young. This indicates, as is maintained by some,³⁸ that the young are precocious in crime. Of the middle-aged, 236, or 74 per cent, are defective; of the young, 75, or 69 per cent are defective, and, of the old, 47, or 64 per cent, are defective. There are more defectives in the middle-aged class because in the absence of a psychological test many of the feeble-minded are not discovered until later when, possibly, stress of life brings out the defects. It may take some time for insanity and epilepsy to appear and, as a rule, defectives die in early or middle life. The dependent poor swell the number of old. Of those above 60, 28 are dependent.

Conjugal Condition and Defectiveness.—Of the 274 who are married, 174 are defective. From what has already been said, we see here the propagation of defectiveness in operation. Of the total number of defectives, 97, or 26 per cent, above 20 years of age are single. Of those in Wisconsin, 15 years of age and over, the United States Census gives 32.6 per cent as single.³⁹ Though this is a poor comparison, it indicates that sexual selection does not operate here very successfully through marriage.

Nativity and Defectiveness.—In Green Lake County, the foreign born and those of foreign parentage furnish an undue share of delinquent, dependent, and defective. The Census of 1910 gives 69 per cent of the total population as foreign born or of foreign parentage and 31 per cent as native born.⁴⁰ Table XIII shows that 94, native-born delinquent, dependent, and defective, is 18 per cent of the total num-

³⁸Lombroso-Ferrero, Gena. "*Criminal Man*" (New York and London, 1911), and Henderson, Charles Richmond, "*Penal and Reformatory Institutions*" (New York, 1910), p. 218.

³⁹Thirteenth Census of the United States, 1910. "*Abstract*," p. 160.

⁴⁰*Ibid*, "*Population*," vol. III, p. 1086.

ber; this leaves 82 per cent as foreign-born or of foreign parentage. Of the 94 native-born, 22 are delinquent, 11 are dependent, and 75 are defective. Of the 413 foreign-born or of foreign parentage, 217 are delinquent, 37 are dependent, and 291, defective. Two hundred and ninety-one is 79 per cent of the total defectives; 217 is 91 per cent of the total number of delinquents, and 37 is 77 per cent of the total number of dependent-poor. That the foreign-born and those of foreign parentage should take the lead in delinquency and dependency is not surprising, but contrary to expectation, and for which we offer no explanation, is the lead also taken in the per cent of defectives. Probably we are lacking in facts from which to judge consistently as to the part, if any, that nativity plays in degeneracy. However, there does not seem to be any lead that can be given to any nationality.

From the writer's knowledge of the county, the distribution of defectives by nationality, as represented in Table XIII, forms a quite accurate picture of the distribution of nativities as a whole in the county. The tabular comparison below will help to make this fact concrete. The figures for comparison, the best available, are taken from the classification of foreign-born in the Wisconsin Census for 1905.⁴¹

DELINQUENT, DEPENDENT AND DEFECTIVE COMPARED WITH GENERAL POPULATION
IN RESPECT TO NATIVITY.

	English	Irish	Scotch	Welsh	German	Polish	Scandinavian	Russian	Jewish
Delinquent, Dependent and Defective	28	34	2	14	200	122	90	3	4
Census Figures (Total Foreign Born)	131	105	53	62	2530	532	123	6	*

It should be noted that our figures include both the foreign-born and those of foreign parentage, while those of the Census are only of the foreign-born. The Census gives 12,124 as native-born and 3,714 as foreign-born. Had we in our study been able to make this classification, our results with reference to these unfortunates might have been more satisfactory.

*No figures.

⁴¹Wisconsin Census Report, 1905, Parts I, II, pp. 128, 129.

TABLE XIV
OCCUPATION(a) AND RELIGION(b) OF THE DELINQUENT, DEPENDENT AND DEFECTIVE
POPULATION OF GREEN LAKE COUNTY

DISTRICT	Total Number	Occupation			Religion			
		Skilled Labor	Unskilled Labor	Un- known	Cath- olic	Prot- estant	Jew- ish	Un- known
All Districts.....	507	20	483	4	158	342	4	3
City of Berlin, Ward 1....	41	3	38	0	21	19	1	0
" " " " 2....	42	4	37	1	25	16	1	0
" " " " 3....	21	0	20	1	10	11	0	0
" " " " 4....	32	1	31	0	21	9	1	1
" " " " 5....	16	0	15	1	11	5	0	0
Village of Green Lake.....	23	3	20	0	2	21	0	0
" " Markesan.....	30	1	29	0	1	28	1	0
" " Princeton.....	45	3	42	0	14	31	0	0
Town of Berlin.....	25	0	25	0	12	13	0	0
" " Brooklin.....	21	0	20	1	6	14	0	1
" " Green Lake.....	11	0	11	0	1	10	0	0
" " Kingston.....	36	2	34	0	5	31	0	0
" " Mackford.....	38	1	37	0	1	37	0	0
" " Manchester.....	20	1	19	0	0	20	0	0
" " Marquette.....	27	1	36	0	1	36	0	0
" " Princeton.....	44	0	44	0	18	26	0	0
" " Seneca.....	6	0	6	0	3	2	0	1
" " Ste. Marie.....	19	0	19	0	6	13	0	0

(a) For children, the occupation of the father was considered.

(b) Their own or that of the family of which they are members.

Religion and Defectiveness.—In regard to religion, there is no other data with which to make comparison or upon which to base a conclusion. The Polish and Irish are quite solidly Catholic. We estimate that at least one-third of the people of the county are of these nationalities. As we should expect, religious belief is an unimportant factor in degeneracy.

But when we consider occupation, it is quite obvious that skilled occupations and defectiveness do not go together. Of the 20 unfortunates (Table XIV) classified as "skilled," the majority were either delinquents, epileptics, or deformed. Classifying liquor dealers and farmers with the unskilled, as has been done in this study, and all other proprietors as skilled, a computation from the Census figures of occupation in Green Lake County gives 32 per cent of all employed as skilled laborers.⁴² That there are not more "skilled" among the delinquents, dependents, and defectives is clearly not because there are few skilled workmen in the county; the indications are, though we shall not attempt to substantiate the statement, that the defectives come mostly from the unskilled classes.

⁴²Wisconsin Census Report, 1905, Parts I, II, pp. 377-379.

CONCLUSION

Lacking means of close analysis and comparison, we conclude that the qualitative factors of age, sex, conjugal condition, nativity, religion and employment are unimportant as causes of degeneracy. Although there are indications that any or all of the above factors may exert an influence one way or the other, yet the facts do not sustain us in pointing the finger of accusation at any one or more of these factors, for "it takes more than one robin to make a summer"; furthermore there may be an element of chance in some of the facts that we have presented. On the other hand, the quantitative analysis reveals diseased conditions as causes of degeneracy and these lend themselves to prescription.

IV—REMEDIES

Closer Supervision and Custody.—Since the transmission of mental defects follows the Mendelian Law, so long as the unfit are not restrained from the function of reproduction, so long must degeneracy increase. The obvious remedy is restraint through closer supervision and custody. But this must be more than local in its application. "A little leaven leavens the whole lump." Degeneracy spreads like an epidemic. A few illustrations will make this clear.

The records of the Associated Charities of a city in a county adjoining Green Lake County show that two families in one of which one parent is a native and in the other, both parents are natives of Green Lake County, have of late come under the care of that society. In the following extracts from the records, fictitious names, initials and titles are used where clearness requires a definite designation. We shall call the families X and Y, respectively. The X family consists of Mr. and Mrs. X and a little boy. The Y family consists of Mr. and Mrs. Y and three children.

The X. Family—"June 6, '12: Mrs. M. refers; family consisting of man, wife and one child, living at —; the wife before her marriage worked as a domestic for Mrs. M. She states that the woman, since the birth of her child about six years ago, has been in a peculiar nervous condition; is perhaps slightly unbalanced. Insists on her husband's staying at home constantly to take care of this child because she feels herself unequal to the responsibility. Woman is 38, man is in the fifties. Mrs. M. has known him for many years and speaks well of him. He had always worked outdoors and his health has suffered from confinement. The wife, when she worked for Mrs. M., was very nervous and peculiar, but a good and honest girl. Dr. B. attended her in confinement, but she has not consulted a doctor since; she refused medical care and for a long time refused

to consider going to an institution or hospital, but now says she will be willing to go if she can take the boy with her. She is wrapped up in the child and thinks only of him; he is allowed his own way and is becoming willful and very difficult to manage. Mrs. X. has earned a little money by washing. Through the winter they received help from the town of —, in the spring this help is withdrawn. They live in a rented house on the street back of Dr. R. They have no church connection. Mrs. X.'s parents are dead; she has a brother living at —. Mrs. M. asks if it will be possible to secure institutional care for Mrs. X., or if some arrangement can be made by which her husband can go out working. Sec'y promised to call on June 10th to look into the situation and if possible get a physician's advise on Mrs. X.'s condition and what would meet the needs of the case.

"June 10, '12: Sec'y to —; inquires way to X's house of two children whose father is Dr. R. They say Mrs. X. washes for their mother. Sec'y finds Mrs. X. just returning home from day's work at neighbor's. . . . She is refined in appearance, speech and manner, and the way her house is kept indicates good early training, but it is quite evident that her mind is disordered. The child also appears to be feeble-minded; face has a vacant expression; when spoken to he does not answer, but attempts to repeat what is said: in speaking himself he uses meaningless words: he showed some intelligence in recognizing verses in a Mother Goose book by the pictures and repeating a few words of the rhyme. Is gentle, sweet-looking little fellow. Mother says she cannot correct him because he was near death when a year old, had convulsions, thought she had lost him. Doesn't want to send him to school for another year; thinks he has adenoids. . . . Sec'y asked them to call at A. C. office when they came to — and she will take the child to a specialist who will advise them about operation for adenoids; they were quite willing to do this. (Will enable Sec'y to get Dr.'s opinion of child's and mother's condition.)

"June 11, '12: Sec'y inquires of Dr. J. He remembers Mr. X. and states that he is mentally deficient, and is weak physically from indoor life and probably from lack of proper food. He thinks that the County Home is the only place for this family, all 3 should be there. He will be glad to examine the child as to his mental condition. . . .

"Aug. 17, '12: Mr. X. to office: answers questions necessary to fill out application papers for State Home. Then says he has the worst of all to tell Sec'y: has wanted to speak of this before and ask advice, but could not bring himself to talk of it. Says wife has been drawn into bad company in —, is easily led: the wife of a saloon keeper, Mrs. —, induces her to come to her house—not to the saloon—where she stays all night sometimes: drinking and immorality go on there. She has been going to this place for some time, lately more often, once or twice a week, can't keep her away. Does not come home intoxicated, but shows she has been drinking. Does not conceal her doings, tells him willingly.

"Aug. 19, '12: Sec'y talks with Judge, he sends word to Dr. L. and Dr. R. of — to examine both mother and child.

"Aug. 26, '12: Judge B. asks the Sec'y to come to the Court House; as she has left on her vacation, A. Sec'y went in her place. The Judge

had received the report of the doctors. Found that there was not sufficient evidence to commit Mrs. X. to the Northern Hospital, but thought he would undoubtedly commit the child to the Home for Feeble-minded. The mother had made strong objections to having her child taken from her and said that — people were in sympathy with her. . . .

"Oct. 17, '12: Called at Mrs. X.'s, talked to her about going to Chippewa Falls and tried to make her see that it would be best for her and the child, but she firmly said that she would not go and that she did not wish R. X. to go. . . . Sec'y then went to the Court House and reported to the Judge and District Attorney. The Judge said he had decided that he would commit Mrs. X. and R. to the Home for Feeble-minded at Chippewa Falls if Mrs. X. would give her consent. Sec'y felt sure that she would not give her consent, but the Judge and Dis. Attorney wished Sec'y to talk with her and try to win her consent. (Neither were committed. . . .)

"Dec. 11, '14: Mr. X. to office. He wondered if something could not be done to stop the way things are going in his home. Urged Sec'y to come to — and see Dr. R. and Dr. H. He had been out to — and heard stories about the way she had done. A Miss —, with whom she at times stayed, said she had done very questionable things and Mrs. — told him that men went to her rooms at night. Now R. and O. come frequently and bring food and they have a little party. When asked why he didn't order these men out of the house, he mildly said he didn't invite them and they were not his company. . . .

"Jan. 19, 1915: Brought the matter before the Case Committee. They suggested that Mr. —, Assistant District Atty., would be the man to go to.

"Jan. 21, '15: To Mr. (Assistant Dist. Atty.) Told him the situation. He agreed that further evidence must be had. He has known something of the situation and that O. has just been married, but he thinks it will make no difference in his attentions to Mrs. X. He would be glad if he could bring some action against O. He has a friend in — whom he will ask to do a little investigating.

"Jan. 26, '15: Reported to Case Committee."

The Y. Family—"Dec. 24, '10: Mrs. —, Pres. L. B. So., refers; letter received at the Home written by woman but unsigned, says she needs clothing for her children and bedding; will have no Christmas. Sec'y calls. Small house out of repair; woman and children home; beds not made, place untidy and children dirty. Woman says she has been sick a great deal, had operation for appendicitis and abscess in Jan. '10 and has not been well since. . . . Man is teamster, not on full time now; she does not know what wages he gets. Says he is good to her and does not drink. Her mother lives in —, her father in —. They separated a year ago because her father drank and was abusive. Of eight children they had, only three are living. She was brought up by her grandmother, who died when she was twelve years old. . . .

"June 28, '12: . . . Boy to office on bicycle,—Says his father was kicked by a horse last Friday, sick ever since. Dr. B. attending. . . . Sec'y inquires: he says man was not kicked by a horse, his ailment is of a

private nature, will improve if he keeps quiet and remains in bed a couple of weeks; won't get better as long as he shoes horses. Says man claims he does not drink, but Dr. says he has always caught a smell of liquor—whiskey—on his breath when near him: thinks him "an easy spender," but a steady worker. . . . Dr. B. was called in May when woman had bad case of erysipelas; house was in filthy state then; had not known them before. . . .

"June 14, '13: Miss K., school nurse, called at office in regard to Y. family. On examining the children at school she found them in filthy condition. She then called at the home and stated that she had never seen a place in Milwaukee in as bad a condition. She thought something must be done and immediately. . . .

"Jan. 22, '13: Mr. — phoned saying that conditions were no better and asked Sec'y to come to the school and see the children herself. Sec'y called at the school and principal called children in the office. They were unwashed, their clothes filthy with a very unpleasant odor to them. (Children reported as irresponsible in school.)

"Sec'y made arrangements with Dr. B., Health Officer, to call at the house and inspect it. Dr. B., Miss —, and Sec'y called at the house, and found the kitchen floor covered with grease and filth and the beds not made and the bedding impossible to describe. Dr. B. told Mrs. Y. that he would give her until Saturday to get the house in better condition.

"Jan. 25, '13: Called with Dr. B. Conditions somewhat improved. Dr. B. left message for man to come to office Mon. eve. Man came and announced that he was through with all of us as he had moved his family to — the night before."

Again, in our county the mother of three small children became insane recently. Her mother and grandmother before her were insane. Fortunately for the children, they fell to the guardianship of the State School. These children will be placed out, we hope, in good homes, but "the end is not yet."

Inhibition by Substitution.—However sure we may be of transmission and contamination through heredity, and however well we may dam up the stream already polluted, reason leads us to expect that absolutely pure strains may become polluted by an original poison being thrown in extraneously. That such is the case is borne out by the facts of this study. So when we find such an environment as that of a village of 1,500 inhabitants which has its common prostitutes; as that of a city of 4,500 which supports its "common boarding-house"; when we find throughout the major parts of the county, that saloons crowd the population limit established by law and that their doors observe no closing hours, swinging both ways seven days in the week, we cannot attribute the 2.35 per cent of defectiveness of the population of such county entirely to heredity. For the above conditions there are obvious remedies and that which includes them all is:

Crowd out the bad and put something better in its place. Social centers, community centers, boys' and girls' clubs and Y. M. C. A.'s and Y. W. C. A.'s are some of the substitutes, not one of which is now supported by the county at present.

Introduction of Efficient Social Leadership.—Again, when schools drag an ever-lengthening chain intellectually and leave to accident and caprice instruction in duties and rights in an increasingly complex social organization and when the energies of the church are dissipated by internecine strife, and its efforts are concentrated upon hymns, prayers, sermons, and testimonials; when the local press caters to the low moral standards of its subscribers and lauds to the skies, at his death, one who has for thirty-three years assiduously debauched the people, then we should expect degeneracy to sap the energies of society.

The remedy is: Develop efficient social leadership; let the schools be consolidated under effective discipline; purify the churches of cant and align them with the best 20th century ideals. By these means the moral standards of the community will be raised and much will therefore be done toward relieving the community of crime and debauchery.

BIBLIOGRAPHY

Authors:

- Barr, Martin W. "Mental Defectives." Philadelphia: P. Plankiston's Son & Company, 1904.
- Barrington, Amy, and Pearson, Karl. "A Preliminary Study in Extreme Alcoholism in Adults." London: Dulan & Company, 1910.
- Bateson, W. "Mendel's Principles of Heredity." New York: G. P. Putnam's Sons, 1909.
- Brantwaite, Dr. R. W. Report by *Journal of Inebriety*, winter of 1907.
- Conklin, Edwin Grant. "Heredity and Environment." New York and London: Princeton University Press; Oxford University Press, 1915.
- Davenport, Charles Benedict. "Heredity in Its Relation to Eugenics." New York: Henry Holt & Co., 1911.
- Davenport, Charles B., and Danielson, Florence H. "The Hill Folk." New York: Cold Spring Harbor Publication, 1912.
- Davenport, Charles Benedict, and Easterbrook, Arthur H. "The Nam Family." New York: Cold Spring Harbor Publication, 1912.
- Davenport, Charles Benedict, and Weeks, David F. "A Study of Inheritance in Epilepsy." New York: Cold Spring Harbor Publication, 1911.
- Devine, Edward T. "Misery and Its Causes." New York: Macmillan Company, 1912.
- Donelson, Florence H., and Davenport, Charles Benedict. "The Hill Folk." New York: Cold Spring Harbor Publication, 1912.

- Dugdale, Richard Louis. "The Jukes." New York and London: G. P. Putnam's Sons, 1888.
- Easterbrook, Arthur H., and Davenport, Charles B. "The Nam Family." New York: Cold Spring Harbor Publication, 1912.
- Elderton, Ethel M., and Pearson, Karl. "A First Study of Parental Alcoholism on the Physique and Ability of the Offspring." London: Dulan & Company, 1910.
- Ellis, Havelock. "The Problem of Race Regeneration." New York: Moffat, Yard & Company, 1911.
- Ellwood, Charles A. "A Bulletin on the Condition of County Alms-houses in Missouri." Published by the University of Missouri, May, 1904.
- Falkner, Roland Past. "Prison Statistics of the United States for 1888." Philadelphia: Published by the University of Pennsylvania, 1889.
- Fay, Edward Allen. "Marriages of the Deaf in America." Washington, D. C. Published by the Volta Bureau, 1898.
- Galton, Francis. "Noteworthy Families." London: J. Murray, 1906.
- Gesell, Arnold Lucius. "Village of a Thousand Souls." American Magazine. Vol. 76, Oct., 1913. Pp. 11-15.
- Goddard, Henry Herbert. "Feeble-mindedness." New York: Macmillan Company, 1914.
- Goddard, Henry Herbert. "Heredity of Feeble-mindedness." New York: Cold Spring Harbor Publication, 1911.
- Goddard, Henry Herbert. "The Basis for State Policy." Survey, Vol. 27, pp. 1852-1856.
- Heron, David. "A Second Study of Extreme Alcoholism in Adults." London: Dulan & Company, 1912.
- Koren, John. "Economic Aspects of the Liquor Problem." Boston and New York: Houghton, Mifflin & Company, 1899.
- Kite, E. S. "Pineys." Survey, Vol. 31, pp. 7-13, 38-40.
- Lombroso-Ferrero, Gena. "Criminal Man." New York and London: G. P. Putnam's Sons, 1911.
- McCulloch, Oscar C. "Ishmael, The Tribe of." From records in the office of the Charity Organization Society, Indianapolis.
- More, Mrs. Louise B. "Wage Earners' Budgets." New York: Henry Holt & Company, 1907.
- Orr, Florence, and Rosanoff, Aaron Joshua. "A Study of Hereditary Insanity in the Light of the Mendelian Theory." New York: Cold Spring Harbor Publication, 1911.
- Pearson, Karl. "Nature and Nurture: The Problem of the Future." London: Dulan & Company, 1913.
- Pearson, Karl, and Barrington, Amy. "A Preliminary Study in Extreme Alcoholism in Adults." London: Dulan & Company, 1910.
- Pearson, Karl, and Elderton, Ethel M. "A First Study of Parental Alcoholism on the Physique and Ability of the Offspring." London: Dulan & Company, 1910.

- Peterson, Dr. Frederick. "Epileptics." Transactions of the National Association for Study of Epilepsy. Vol. I. Buffalo: C. E. Buckworth, 1901.
- Rosanoff, Aaron Joshua, and Orr, Florence. "A Study of Hereditary Insanity in the Light of the Mendelian Theory." New York: Cold Spring Harbor Publication, 1911.
- Saleeby, Caleb Williams. "Parenthood and Race Culture." New York: Moffat, Yard & Company, 1909.
- Sleyster, Rock, M. D. "John Barleycorn, alias Jimmy Valentine." Everybody's Magazine, Vol. 30, pp. 798, 799.
- Sleyster, Rock, M. D. "The Physical Basis of Crime as Observed by a Prison Physician." Bulletin of the American Academy of Medicine. Vol. XIV, No. 6, December, 1913.
- Warner, Amos G. "American Charities." New York: Thomas Y. Crowell, Pub., 1908.
- Weeks, David F., and Davenport, Charles B. "A Study of Inheritance in Epilepsy." New York: Cold Spring Harbor Publication, 1911.